





# HOW DO WE INTERACT WITH OUR CLOTHES?

OBJECT BASED LEARNING  
PG Cert Microteach





*Material objects matter because they are complex, symbolic bundles of social, cultural, and individual meanings, fused into something we can touch, see and own.*

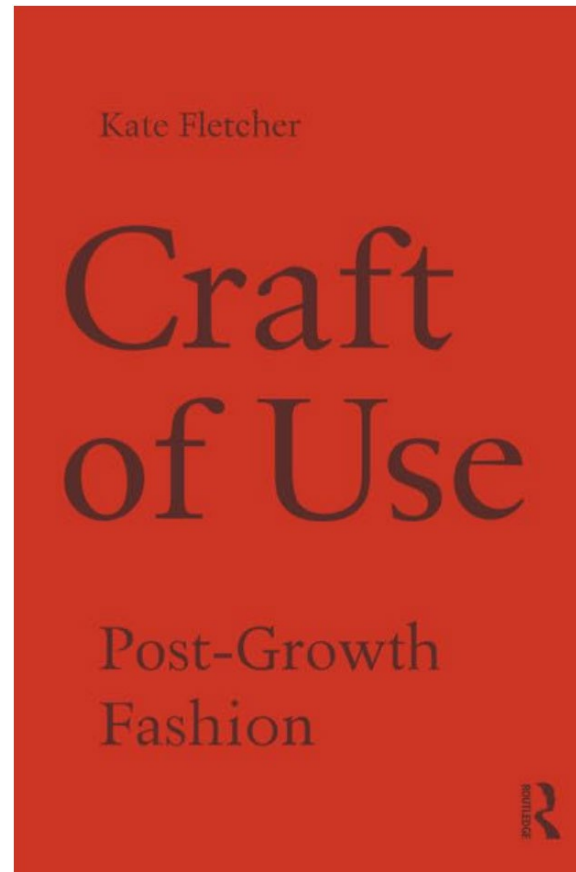
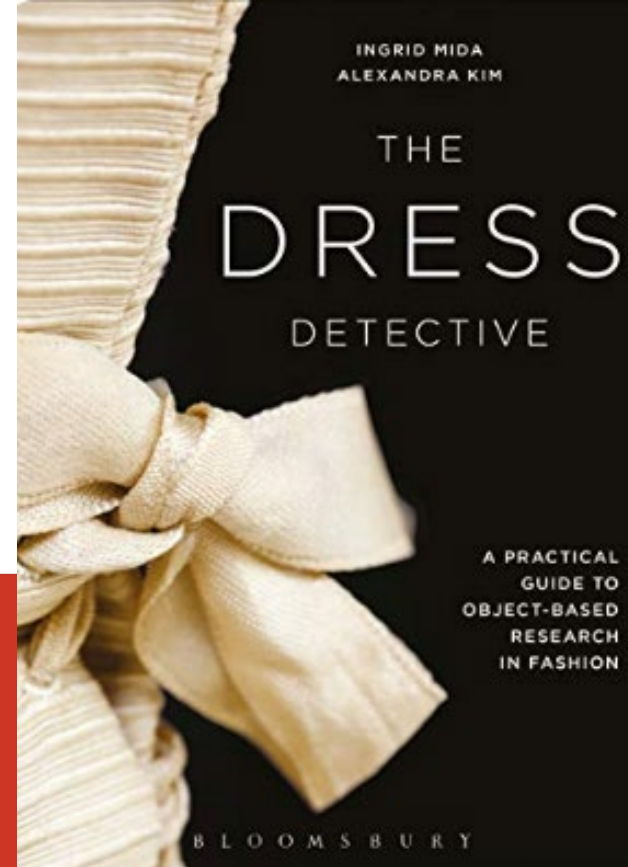
*Anne Smart Martin*

(The Dress Detective, 2018. Mida, Ingrid E & Alexandra Kim)

# The Dress Detective

A Practical Guide to  
Object-Based Research in Fashion

[LCF Library Link](#)



Craft of Use

Post Growth Fashion

[LCF Library Link](#)

# Steps for Garment Analysis...

## **Observe**

- Capturing the information of the garment.

## **Reflect**

- Time of thoughtful contemplation.
- Emotional and sensory engagement with the garment; you pause and may reconsider your examination.

## **Interpret**

- The creative phase - linking observations and reflections to create a personal interpretation.

# Steps for Garment Analysis...

## **Observe**

- Capturing the information of the garment.

## **Reflect**

- Time of thoughtful contemplation.
- Emotional and sensory engagement with the garment; you pause and may reconsider your examination.

## **Interpretation**

- The creative phase - linking observations and reflections to create a personal interpretation.

**TASK 1: 2 mins**

Describe your garment in five words.

Put these in the chat when you are ready.

# Steps for Garment Analysis...

## **Observe**

- Capturing the information of the garment.

## **Reflect**

- Time of thoughtful contemplation.
- Emotional and sensory engagement with the garment; you pause and may reconsider your examination.

## **Interpret**

- The creative phase - linking observations and reflections to create a personal interpretation.

Group discussion.

Tutor will lead by asking you to expand on your descriptions.

# Steps for Garment Analysis...

## **Observe**

- Capturing the information of the garment.

## **Reflect**


- Time of thoughtful contemplation.
- Emotional and sensory engagement with the garment; you pause and may reconsider your examination.

## **Interpret**

- The creative phase - linking observations and reflections to create a personal interpretation.

There is no physical outcome or interpretation today.

Instead, consider how YOU interact with your clothes.



**TASK 3: 5 mins**

Take a moment and then answer this question if you feel happy to do so.

# How do YOU interact with your clothes?

What is one thing you will take away from this session?

Is there something new you have learned?

Was there something interesting or surprising?

## Front:



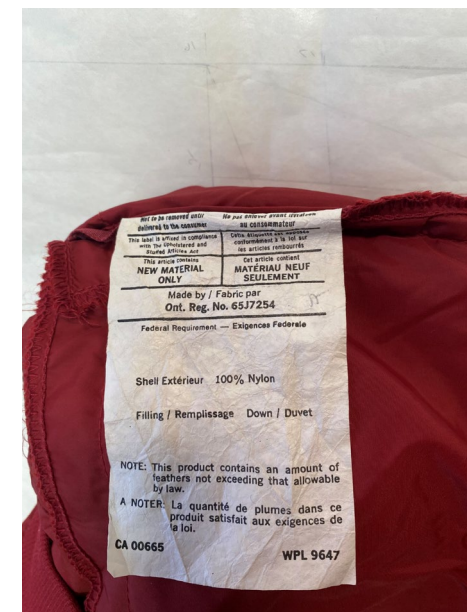
## Back:




## Labels:



## Details:



# Original Garment



# New Interpretation



*“Give attention to tending and wearing garments; [...] favour their use as much as their creation.”*

Kate Fletcher, Craft of Use